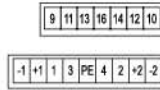


M12 分配器 DISTRIBUTION SYSTEMS

PCB 端子
PCB terminals

- 24V PNP
- 24V NPN
- 无 LED 125 V AC / DC
- 双通道
for 2 signals per port

4 端口 Way



8 端口 Way



1 型号 / Form

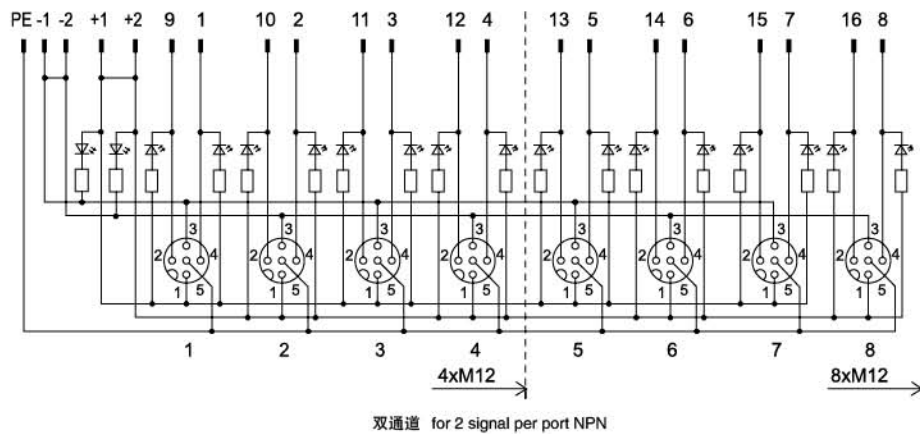
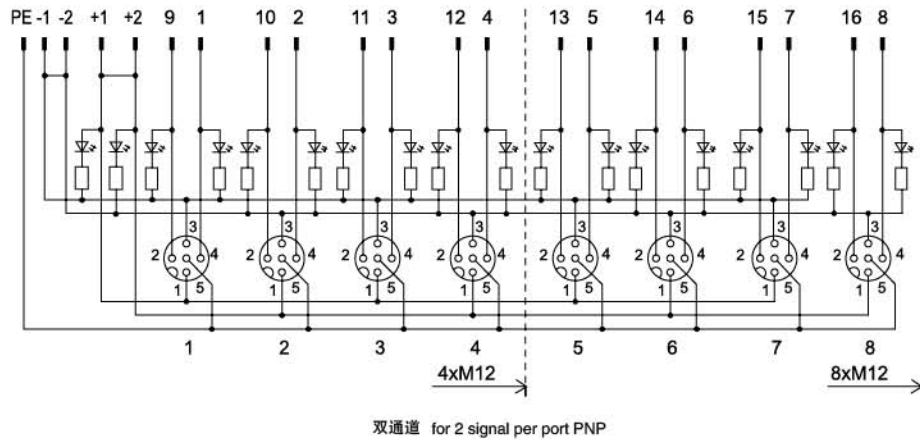
PNP	984500	988500
NPN	984501	988501
Without LED	984502	988502

电路图
Circuit diagram

针脚定义:
Contact layout

- Pin 1: (+)
- Pin 2: (N/C)/(S2)
- Pin 3: (-)
- Pin 4: (N/O)/(S1)
- Pin 5: (PE)

LED 显示: 电源 (绿)
LED indicator: green, power
信号 S1 (黄)
yellow, signal
信号 S2 (白)
white, signal



插孔 Female



订货号 Part No.

可参考: 1.0.1
Reference: 1.0.1

1 型号 Form

备注 Notes

配件及技术参数页面 Accessories and technical page: 4.2.18