



金属导轨安装支架步骤



1: 导轨支架




5: 插入公插。




2: 穿线




6: 安装绑线架




3: 母接插件装相应线束



7: 卡入导轨



4: 装入导轨支架，锁紧螺丝。



8: 完成安装