
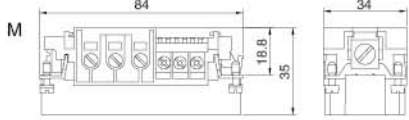
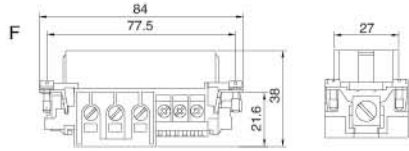
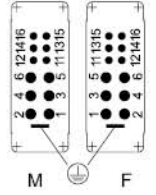


HSH-4/2 组合型大电流接插体 HIGH CURRENT CONNECTORS



额定电流 Rated current: 40 A / 16A 额定电压 Rated voltage: 690V / 400 V

		订货号 Part No.		尺寸图 Drawing (mm)	
		公接插针 Male insert	母接插针 Female insert		
接线方式: 弹片压接 / 快速压接 Termination methods: Quick Lock/Cage-clamp terminal  M F	HSH-4/2-006-M	1330062633		1) 接插体之间最大距离 21mm Distance for contact max. 21mm 	
	HSH-4/2-006-F		1330062733	 接插针排序 Contact arrangement 	
线规 Wire gauge: 0.5-6.0 mm ² / 0.5-2.5 mm ² 适配 H16B 外壳, 详见 6.13.10 页 Suitable for H16B housing, see page 6.13.10					

技术参数 Technical characteristics

2 插芯 Inserts

接插件针数 Inserts Number of contacts	4/2+PE
依据 DIN EN 61984 的电气数据 Electrical data	
电源区 Power area	
- 额定电流 Rated current	40A
- 额定电压 Rated voltage	400V / 690V
- 额定脉冲电压 Rated impulse voltage	6kV
- 污染程度 Pollution degree	3
信号区 Signal area	
- 额定电流 Rated current	16A
- 额定电压 Rated voltage	230V / 400V
- 额定脉冲电压 Rated impulse voltage	4kV
- 污染程度 Pollution degree	3
依据 UL/CSA 额定电压 Rated voltage	600V / 600V
绝缘电阻 Insulation resistance	≥10 ¹⁰ Ω
材料 Material	聚碳酸酯 Polycarbonate
工作温度范围 Limiting temperatures	-40°C ... +125°C
阻燃等级 Flammability	V0
可拔插次数 Mating cycles	≥ 500

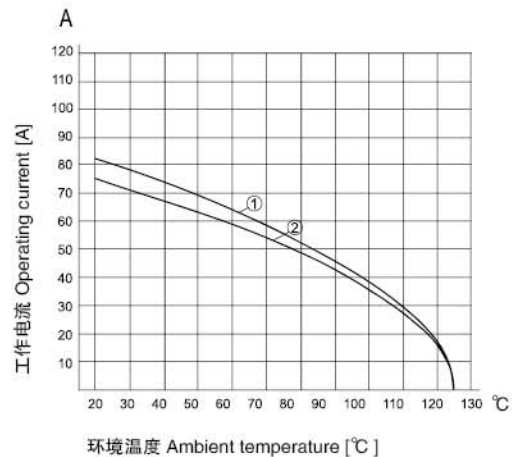
3 插针 Contacts

材料 Material	铜合金 Copper alloy
表面处理 Surface	镀银 Hard-silver plated
接线形式 Termination methods	螺丝连接 Screw terminal
接触电阻 Contact resistance	
- 电源针 Power contacts	≤ 0.3 mΩ
- 信号针 Signal contacts	≤ 1 mΩ
导线规格	
电源针 Power contacts	
- mm ²	2.5-6 mm ²
- AWG	12-8
信号针 Signal contacts	
- mm ²	0.14-2.5 mm ²
- AWG	18-4
拧紧力矩 Tightening torque	
- 电源针 Power contacts	mm ² 1.5 2.5 4 6 10 16
	N.m 1.2 2 3 3 3 3
- 信号针 Signal contacts	0.5 N.m

电流负载能力 Current carrying capacity

电流负载能力所受的限制主要来自包含接插针的接插体可承受的最大温度测试和控制过程依据 DIN EN 60512-5

Current load capacity, mainly from the restrictions include plug the plug of the needle body can withstand maximum temperature Testing and control process according to DIN EN 60512-5



① 导线截面 Wire gauge: 16 mm²

② 导线截面 Wire gauge: 10 mm²